

The background is a light blue and white pattern of interlocking gears of various sizes. Each gear contains a different icon representing technology, communication, or education, such as a computer monitor with a speech bubble, a person with a headset, a document with a graph, a globe, a lightbulb, and a network diagram. There are also smaller icons like arrows, plus signs, and a magnifying glass scattered throughout. Two large, stylized green quotation marks are positioned at the top left and bottom right corners.

Trial Lesson

General English


The background features a light blue and white color scheme with various icons inside gears of different sizes. The icons include a computer monitor with a speech bubble, a person wearing a headset, a document with a line graph, a lightbulb, a globe, a network diagram, a microphone, a percentage sign, a gear, a document with a cursor, and a speech bubble. There are also faint background elements like arrows, plus signs, and a grid.

Greetings

General English | Elementary 1

A large, stylized green opening quotation mark is located in the top-left corner of the page.A large, stylized green closing quotation mark is located in the bottom-right corner of the page.

Dry-run



Language



Good morning, *Frank!*

How are you?

Nice!

Hello, *John!*

Good. Thanks!



Language

Good afternoon!
Good. Thanks.
Hello!
Good morning!
Good night.
Not bad. You?
Not good.
Good evening!
Oh no!
See you.
Talk later.
Hey!
You too.

Greeting	Response
Good afternoon!	Good. Thanks!
Hello!	Not bad. You?
Good morning!	Not good.
Good evening!	Oh no!
Hey!	You too.

Goodbye
Good night!
See you.
Talk later.



Reading Aloud

Good morning, *Bob!*

How are you?

Nice!

Hello, *Jiro!*

Good. Thanks!

Reading Aloud

Hey, Anne.

Not good. *I have a headache.*

Hello, *James.*

How are you?

Oh no!



Reading Aloud

Hi, *Josh!*

Not bad. *You?*

Good afternoon,
Jean!

How is your
day going?

Good, thanks!



Reading Aloud

Thanks, Carl!

Yeah, see you.

**Good night,
Mr. Lee!**

**See you
tomorrow.**



Communication

<i>Language</i>	<i>Purpose</i>
<i>Good <u>morning</u>, <u>Mr. Lee</u>!</i> <ul style="list-style-type: none">• <i>Hi Hello...?</i>• <i>Hey...?</i>	<i>Greeting</i>
<i>Good night, <u>Mr. Lee</u>!</i>	<i>Goodbye.</i>
<i>Good thanks!</i>	<i>Common response</i>
<i>Not bad. You?</i>	<i>To start a small talk.</i>
<i>Not good (+reason).</i>	<i>To start small talk</i>
<i>Oh no!</i>	<i>Common response to 'Not good'.</i>
Non-Verbal Communication (NVC)	<i>Facial expression ; eye contact; tone of voice</i>

Roleplay

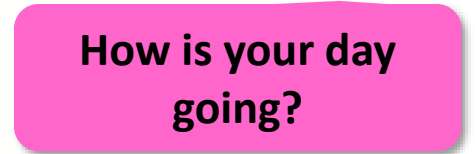
Hey, _____.

Hello, _____.

How are you?



Roleplay





Roleplay

Thanks, _____!

Good night,
_____!



Roleplay



Feedback

How is Japanese greetings different from English?



The background features a light blue and white color scheme with various icons inside gears. The icons include a computer monitor with a speech bubble, a person wearing a headset, a document with a line graph, a lightbulb, a globe, a network diagram, a microphone, a percentage sign, a gear, a document with a cursor, a speech bubble, a Wi-Fi symbol, a plus sign, a minus sign, a right arrow, a left arrow, a top arrow, and a bottom arrow. There are also faint grid lines and a staircase icon in the top right corner.

Greetings

General English | Elementary 1

A large green opening quotation mark is located in the top left corner of the page.A large green closing quotation mark is located in the bottom right corner of the page.