

The background features a light blue and white color scheme with various icons inside gears. The icons include a computer monitor with a speech bubble, a person wearing a headset, a document with a line graph, a globe, a network diagram, a lightbulb, and an open book. There are also smaller icons like a Wi-Fi symbol, a magnifying glass, and a plus sign scattered throughout. Large orange quotation marks are positioned in the top-left and bottom-right corners.

Trial Lesson

General English

The background features a light blue and white color scheme with various icons inside gears. The icons include a computer monitor with a speech bubble, a person wearing a headset, a document with a line graph, a globe, a lightbulb, a network diagram, a percentage sign, a Wi-Fi symbol, and a book. There are also smaller gears and arrows scattered throughout.


Small Talk

(with people you know)

General English | Basic 1



Warm-up



Language

Hello, Max!
It's hot today, **isn't it?**

No, it's not. It's
usually rainy in
June. I don't like
it. **Do you?**


Oh... **Are you?**

Yes it is. I hope it cools
down a bit. **Is it** also
hot here in June?

Well. **I don't**
mind it. I'm
from London.



Reading Aloud



Good morning, *Jack*!
Have you met our new manager, Dennis?

No he's not. He's out having lunch with Max.
Have you had lunch yet?

Yes. I've eaten already.

No I haven't, Paul. I just came from my business trip. **Is he** here now?

No, not yet. Maybe later. Have you?

Reading Aloud



Hi, Carrie! **Did you** have a good weekend?

Yes I do. I love your grandma's apple pie. **Can I** get her recipe?

Yes I have. My boss is checking it now. He said he'll...

Good morning, Donna!

Yes I did. I visited my grandma. We made apple pie. **Do you** want some?

I can ask her. Oh, **have you** finished writing the report?

Reading Aloud

What is it *Lena*?

Yes I can. *I swim twice a week. I've been swimming since elementary school. Why?*

No I can't. *But I can introduce you to my trainer, my dad.*

OK. I'll go see him.

Hey Joseph. **Can I** ask something?

Can you swim?

Can you teach me how to swim?

Can you?! Really?!
By the way, Max called. He needs to talk to you.



Reading Aloud



Hi, Judy! It's Beth. **Are you** free to talk?

Yes I am. Do you like pears? I will bring you some if you like.

OK. Can I also speak to Marianne? I'd like to confirm our next meeting.

Hello...

Yes I am, Beth!
Are you OK?

Yes I do. I love pears!


Sure. Please hold!

Communication

Starting	Specifying	Expanding
<i>..., isn't it?</i>	<i>Yes it is. / No it's not.</i>	
<i>Are you...?</i>	<i>Yes I am. / No I'm not.</i>	
<i>Have you...?</i>	<i>Yes I have. / No I haven't.</i>	<i>[additional information]</i>
<i>Do you...?</i>	<i>Yes I do. / No I don't.</i>	
<i>Can you...?</i>	<i>Yes I can. / No I can't.</i>	
[simple question]	[direct answer]	[+ return question]



Roleplay



Good morning, *Jack!*
Have you ...?

.

Roleplay



Hi, _____! Did you have a good weekend?

Good morning, _____!

Empty pink speech bubble for response.

Empty pink speech bubble for response.

Empty yellow speech bubble for response.

Empty yellow speech bubble for response.

Roleplay

What is it
_____?

Hey _____. *Can I*
ask something?

Can you _____?



Yellow rectangular box for roleplay response.

Yellow rectangular box for roleplay response.

Yellow rectangular box for roleplay response.

Pink rectangular box for roleplay response.

Pink rectangular box for roleplay response.

Roleplay

Hi, ____! It's ____.
Are you free to talk?

Hello...

Yes I am, Beth!
Are you OK?



Feedback

Did you see how small talk help business people communicate easily?



The background features a light blue and white color scheme with various icons inside gears. The icons include a computer monitor with a speech bubble, a person wearing a headset, a document with a line graph, a globe, a lightbulb, a network diagram, a percentage sign, a Wi-Fi symbol, and a book. There are also smaller gears and arrows scattered throughout.

Small Talk

(with people you know)

General English | **Basic 1**

A large, stylized orange quotation mark is positioned in the top-left corner of the slide.A large, stylized orange quotation mark is positioned in the bottom-right corner of the slide.